
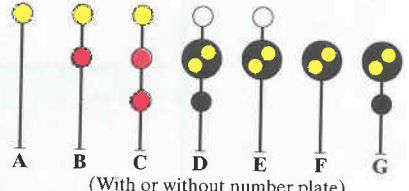
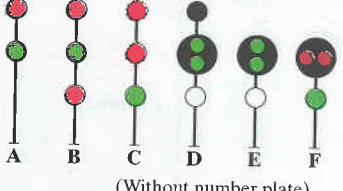
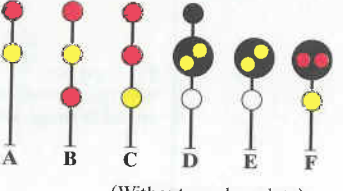
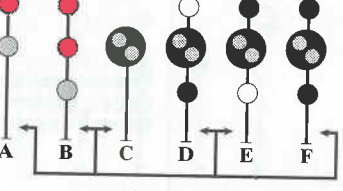
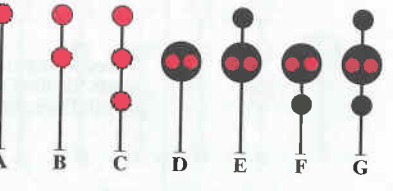









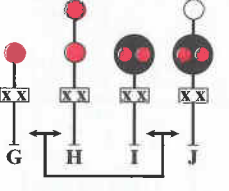

**Section L. DISTANT, BLOCK AND INTERLOCKING SIGNAL (Continued) ASPECTS AND INDICATIONS APPLICABLE ON**

RULE	NAME	SIGNAL ASPECTS
235	Slow Approach	 (Without number plate)
236	Approach	 (With or without number plate)
237	Diverging Clear	 (Without number plate)
239	Diverging Approach	 (Without number plate)
240	Restricting	 (Without number plate)
242	Stop	 (Without number plate)

Explanation of symbols

-  ← White light
-  ← Dark
-  ← Flashing color
-  ← Lunar light
-  ← Number plate
-  ← Color position Signal head

Note: When one color light only is displayed in a color position signal head, it is to be considered the same as two lights.

SIGNAL ASPECTS	INDICATION
	Proceed prepared to advance on diverging route at prescribed speed through turnout and be prepared to stop short of next signal.
 H (With or without number plate)	Proceed prepared to stop at next signal.
	Proceed on diverging route not exceeding prescribed speed through turnout.
	Proceed on diverging route not exceeding prescribed speed through turnout prepared to stop short of next signal.
 (With number plate)	Proceed at restricted speed.
 H (Without number plate)	STOP.