

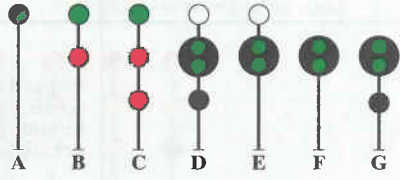

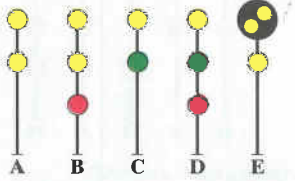
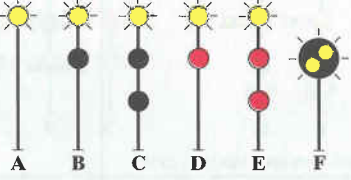


Section L. DISTANT, BLOCK AND INTERLOCKING SIGNAL ASPECTS AND INDICATIONS APPLICABLE ON


SPRINGFIELD DISTRICT OF ST. LOUIS DIVISION

RULE	NAME	SIGNAL ASPECTS
228	Distant Signal Clear	
229	Distant Signal Approach	
230	Clear	 <p>(With or without number plate)</p>
231	Slow Clear	 (Without number plate)
233	Approach Diverging	 <p>(With or without number plate)</p>
234	Advance Approach	 <p>(With or without number plate)</p>

Explanation of symbols

- ← White light
- ← Dark
- ☀ ← Flashing color
- ← Lunar light
- ☒ ← Number plate
- ← Color position Signal head

Note: When one color light only is displayed in a color position signal head, it is to be considered the same as two lights.

SIGNAL ASPECTS	INDICATION
	Proceed. If train is delayed between distant signal clear and next signal, it must then proceed prepared to stop short of next signal.
	Proceed prepared to stop short of next signal.
 (With or without number plate)	Proceed.
	Proceed and be prepared to proceed on diverging route not exceeding prescribed speed through turnout.
	Proceed prepared to advance on diverging route at the next signal at prescribed speed through turnout.
	Proceed prepared to stop at second signal unless the next signal displays a Clear, Approach Diverging or Advance Approach.